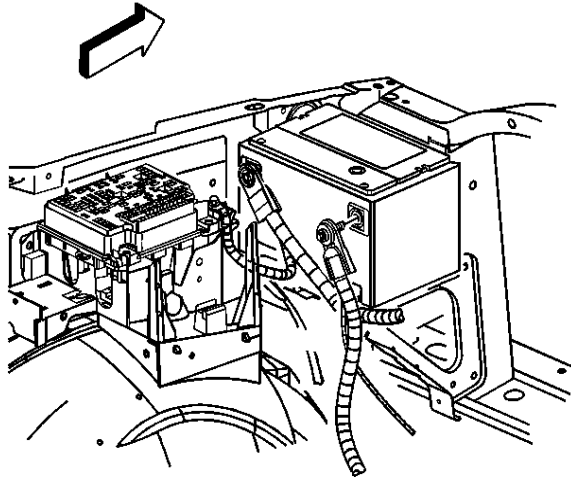


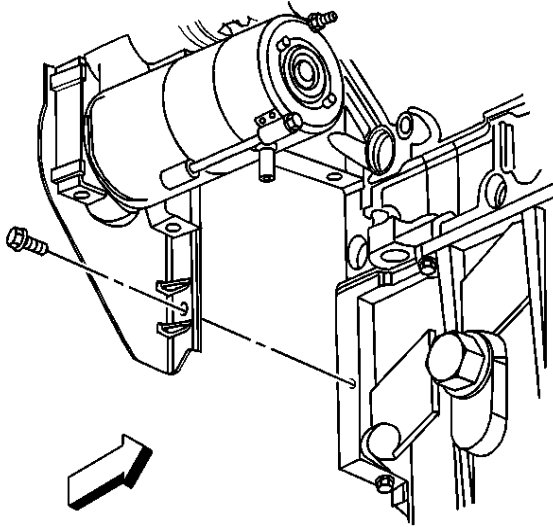
Starter Replacement (4.8L, 5.3L, and 6.0L Engines)

Removal Procedure

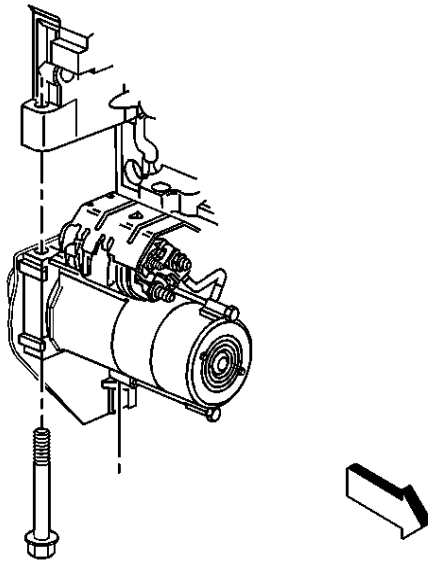
Caution: Refer to [Battery Disconnect Caution](#) in the Preface section.



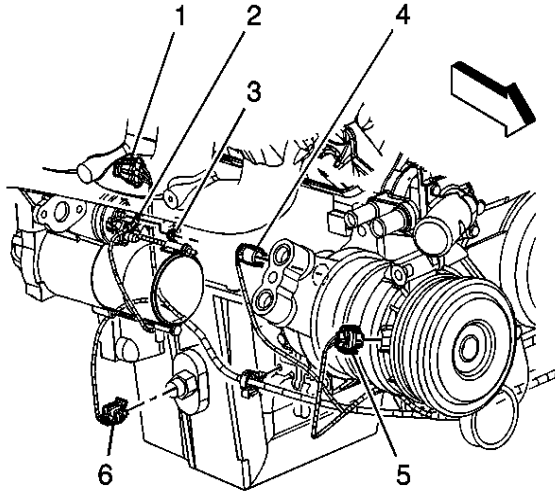
- Disconnect the negative battery cable. Refer to [Battery Negative Cable Disconnection and Connection](#).
- Remove the engine oil level indicator tube fasteners and position aside. Refer to [Oil Level Indicator and Tube Replacement](#).
- Raise and suitably support the vehicle. Refer to [Lifting and Jacking the Vehicle](#) in General Information.



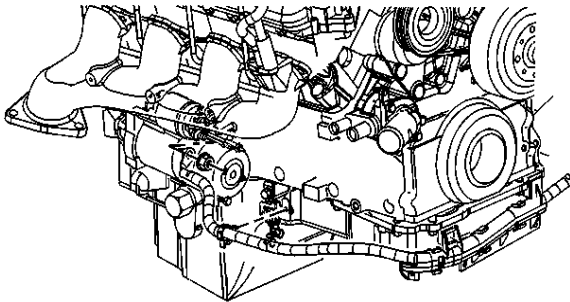
- Remove the right transmission cover bolt.



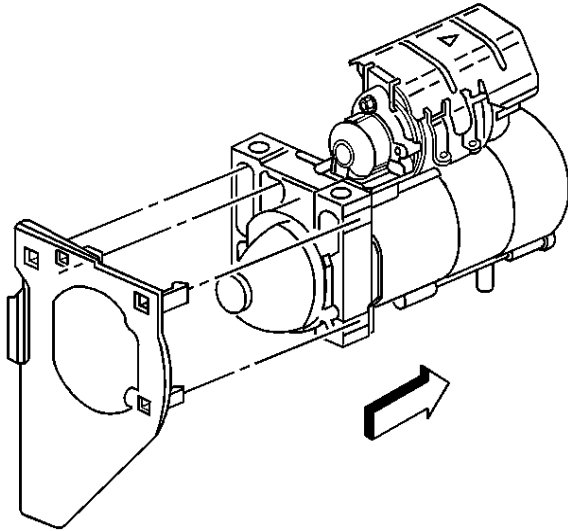
- Remove the starter bolts.
- Disconnect the oil level sensor electrical connector.
- Slide the starter forward until the starter clears the transmission.



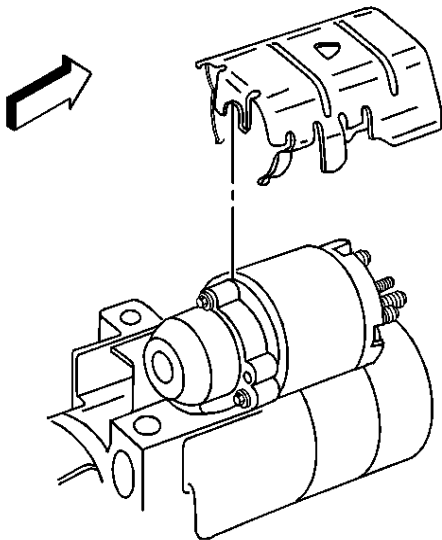
- Remove the starter solenoid nut (3).
- Remove the starter lead (2) from the solenoid stud.



- Remove the starter lead nut.
- Remove the positive cable from the starter stud.
- Place the starter on a workbench.

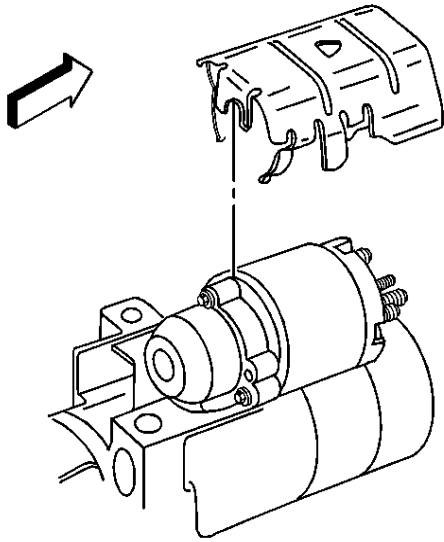


- Unsnap the transmission cover from the starter.

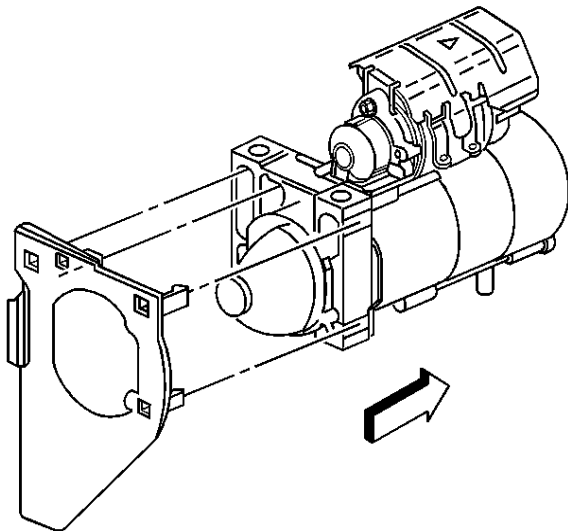


- If necessary, remove the starter shield.

Installation Procedure

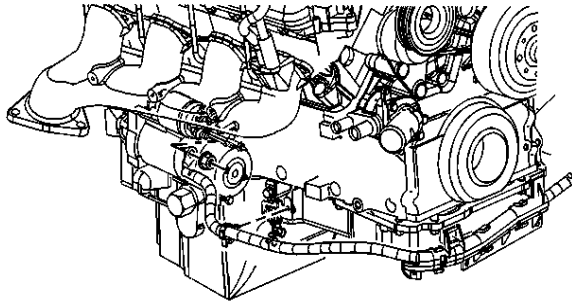


- If necessary, install the starter shield.



- Snap the transmission cover to the starter.

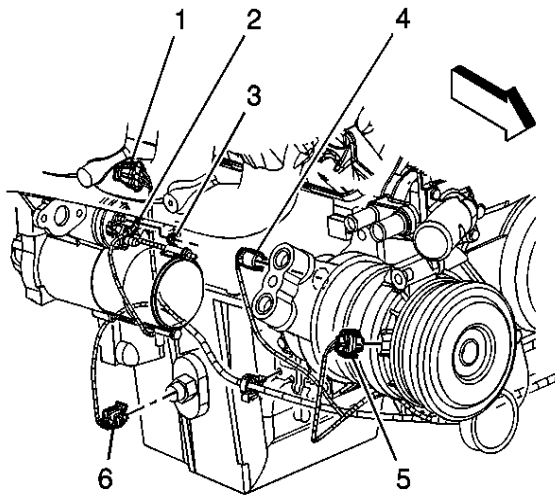
Notice: Refer to [Fastener Notice](#) in the Preface section.



- Install the positive cable to the starter stud.
- Install the starter lead nut.

Tighten

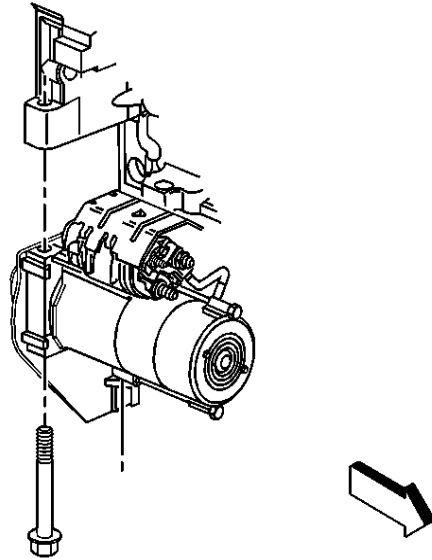
Tighten the starter lead nut to 9 N·m (80 lb in).



- Install the starter solenoid lead (2) to the solenoid stud.
- Install the starter solenoid nut (3).

Tighten

Tighten the starter solenoid nut to 3.4 N·m (30 lb in).

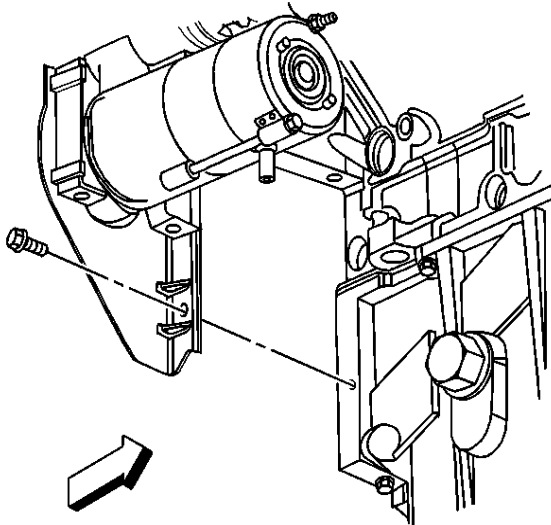


- Snap the transmission cover onto the starter.
- Slide the starter rearward.
- Install the starter bolts.

Tighten

Tighten the starter bolts to 50 N·m (37 lb ft).

- Connect the oil level sensor electrical connector.

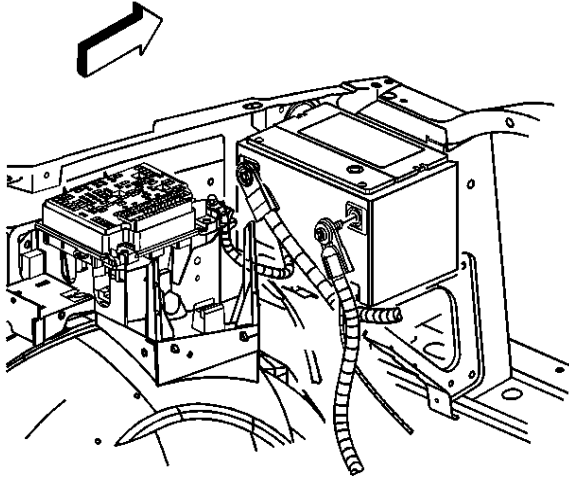


- Install the right transmission cover bolt.

Tighten

Tighten the transmission cover bolt to 9 N·m (80 lb in).

- Lower the vehicle.
- Install the engine oil level indicator tube. Refer to [Oil Level Indicator and Tube Replacement](#) .



- Connect the negative battery cable. Refer to [Battery Negative Cable Disconnection and Connection](#) .