

2015 Chevrolet Silverado 1500 - North America

Item	Wire Color	Polarity	Wire Location
12 Volts	Red/Violet (20A)	+	BCM under driver dash, blue 27 pin plug, pin 4
Second 12 Volts	Red/Blue (2A only)	+	Ignition Switch, black 6 pin plug, pin 4
Ground	(chassis ground)		
Starter Kill	Yellow	+	Starter Motor --or-- Underhood Fuse Box, green 58 pin plug, pin E2
Second Starter	White/Violet (R Code) (see Tech Doc 1605)	+ 9600 Ohms	Ignition Switch, black 6 pin plug, pin 5
Ignition	Violet/Black		Ignition Switch, black 6 pin plug, pin 2
Accessory	Violet/Yellow	+	Ignition Switch, black 6 pin plug, pin 3
Second Accessory	(same as second starter)	+ 6300 Ohms	
Keysense	(same as second starter)		
CAN Bus High	Blue	Data	OBD-Data Link Connector, black 16 pin plug, pin 6
CAN Bus Low	White	Data	OBD-Data Link Connector, black 16 pin plug, pin 14
CAN Bus SW	Lt. Green	Data	OBD-Data Link Connector, black 16 pin plug, pin 1
OBD 12 Volts	Red/White (10A)	+	OBD-Data Link Connector, black 16 pin plug, pin 16
OBD Ground	Black	-	OBD-Data Link Connector, black 16 pin plug, pin 4
IMMO Data	Green/Violet	Data	Immobilizer Control Module on ignition switch, violet 3 pin plug, pin 2
Power Lock	Brown/Yellow	-	BCM under driver dash, blue 27 pin plug, pin 19
Power Unlock	Brown/White	-	BCM under driver dash, blue 27 pin plug, pin 15
Lock Motor	brown/yellow	5 wire	BCM under driver dash, pink 27 pin plug, pin 4
Driver Unlock Motor	blue/white	5 wire	BCM under driver dash, pink 27 pin plug, pin 1
Passenger Unlock Motor	gray/green	5 wire	BCM under driver dash, pink 27 pin plug, pin 2
Factory Alarm Arm	(factory remote only)		
Factory Alarm Disarm	(see disarm no unlock)		
Disarm No Unlock	(transponder and ignition)		
Parking Lights	violet/gray (L); gray/brown (R)	+	underhood fuse box, brown 58 pin plug, pins G1, F1
Parking Lights - Hazards	Lt. Green/Gray	-	Headlight Switch, black 12 pin plug, pin 5
Hazards	green/white	-	BCM under driver dash, blue 27 pin plug, pin 26
Turn Signal (Left)	blue/white (F); yellow/blue (R)	+	BCM under driver dash, brown 26 pin plug, pins 2, 1
Turn Signal (Right)	green/violet (F); brown/green (R)	+	BCM under driver dash, black 26 pin plug, pins 3, 4
Headlight	White/Violet	-	Headlight Switch, black 12 pin plug, pin 1
AutoLights	Lt. Green/Brown	- (Off)	Headlight Switch, black 12 pin plug, pin 3
Reverse Light	blue/brown	+	BCM under driver dash, brown 26 pin plug, pin 26
Left Front Door Trigger	Gray (with power window)	-	Driver Window Motor, black 7 pin plug, pin 6
Left Front Door Trigger 2	Gray (w/o power window)	-	BCM under driver dash, gray 26 pin plug, pin 25
Right Front Door Trigger	gray (with power window)	-	passenger window switch, black 8 pin plug, pin 8
Right Front Door Trigger 2	gray (w/o power window)	-	BCM under driver dash, gray 26 pin plug, pin 14
Left Rear Door Trigger	gray/white	-	left rear window switch, black 8 pin plug, pin 2

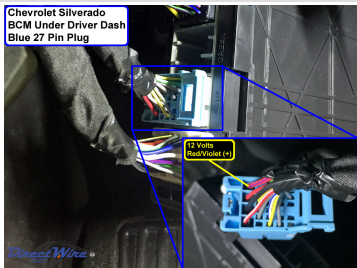
2015 Chevrolet Silverado 1500 - North America

Item	Wire Color	Polarity	Wire Location
Right Rear Door Trigger	gray/white	-	right rear window switch, black 8 pin plug, pin 2
Dome Light	gray	+	BCM under driver dash, gray 26 pin plug, pin 1
Hood Pin	brown/green	-	BCM under driver dash, black 26 pin plug, pin 24
Tachometer	brown, green, white/green, or yellow/gray (fuel injectors 1, 3, 5, 7)	ac	rear top center of engine, black 12 pin plug, pin 5, 7, 8, or 9
Wait to Start	green/brown	-	instrument cluster, black 32 pin plug, pin 32
Clutch Pedal	Yellow	Resistors	Clutch Switch, black 3 pin plug, pin B
Fuel Pump	violet/green (light duty); gray (heavy duty)	+	underhood fuse box, white 58 pin plug, pin J5; D2
Rear Defroster	brown/violet	+ latched	passenger kick, gray 10 pin plug, pin 4
Mirror Defroster	(same as rear defroster)		
Left Front Heated Seat	(LIN bus)		
Right Front Heated Seat	(LIN bus)		
Speed Sense	green/gray	ac	dash junction block left of brake pedal, gray 50 pin plug, pin 47
Brake Wire	violet/white	+	BCM under driver dash, black 26 pin plug, pin 11
Parking Brake	blue/violet	-	BCM under driver dash, white 26 pin plug, pin 10
Horn Trigger	brown/white	-	BCM under driver dash, brown 26 pin plug, pin 19
Wipers	gray	+	BCM under driver dash, black 26 pin plug, pin 16
Left Front Window (Up/Down)	(motor is part of module)		
Right Front Window (Up/Down)	green/gray - yellow/blue	A	RF window switch, black 8 pin plug, pins 2 - 3
Left Rear Window (Up/Down)	blue/violet - yellow/blue	A	LR window switch, black 8 pin plug, pins 6 - 7
Right Rear Window (Up/Down)	blue/gray - green/black	A	RR window switch, black 8 pin plug, pins 6 - 7
Sun Roof (Open/Close)	green/white and brown/blue (open) (functions with ignition on only)	both -	sunroof switch, black 8 pin plug, pins 6, 1
Sun Roof (Limit/Close)	blue/white and brown/blue (close) (functions with ignition on only)	both -	sunroof switch, black 8 pin plug, pins 4, 1
Memory Seat 1	white	- 630 ohms	driver kick, door harness, gray 41 pin plug, pin 8
Memory Seat 2	(same as memory seat 1)	-2000 ohms	
Radio 12V	red/violet	+	radio, green 16 pin plug, pin 8
Radio Ground	black	-	radio, green 16 pin plug, pin 16
Radio Ignition	(low speed GMLAN)		
Radio Illumination	(low speed GMLAN)		
Factory Amp Turn-on	(MOST serial data)		
Left Front Speaker (+/-)	blue - brown/blue	+,-	radio, green 16 pin plug, pins 1 - 9
Right Front Speaker (+/-)	yellow - yellow/black	+,-	radio, green 16 pin plug, pins 2 - 10
Left Rear Speaker (+/-)	green - green/black	+,-	radio, green 16 pin plug, pins 3 - 11
Right Rear Speaker (+/-)	white - blue/black	+,-	radio, green 16 pin plug, pins 4 - 12
Subwoofer (+/-)	blue/gray - gray/black	+,-	amplifier behind rear seats, black 8 pin plug, pins 1 - 5
Aux. Audio Input Left (+/-)	gray - violet	+,-	radio, gray 20 pin plug, pins 9 - 8
Aux. Audio Input Right (+/-)	green - violet	+,-	radio, gray 20 pin plug, pins 10 - 8
Rearview Camera Video	gray/yellow - white/blue	+,-	radio, gray 20 pin plug, pins 5 - 4

2015 Chevrolet Silverado 1500 - North America

Item	Wire Color	Polarity	Wire Location
RSE Video (+/-)	(digital video)		
RSE Audio Left (+/-)	green/white - blue/violet (headphone audio)	+,-	media disc player, gray 20 pin plug, pins 1 - 3
RSE Audio Right (+/-)	brown/gray - blue/violet (headphone audio)	+,-	media disc player, gray 20 pin plug, pins 2 - 3

Wiring Photo and Notes: 12 Volts



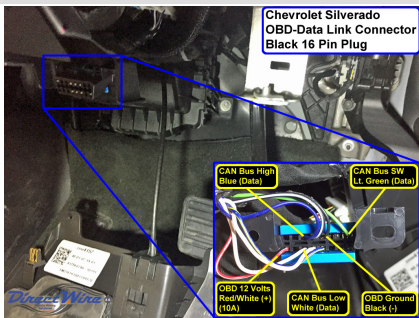
There are no notes for this wire.

Wiring Photo and Notes: Accessory




DO NOT use the accessory wire listed as a switched power SOURCE for any aftermarket accessories.

Wiring Photo and Notes: CAN Bus High



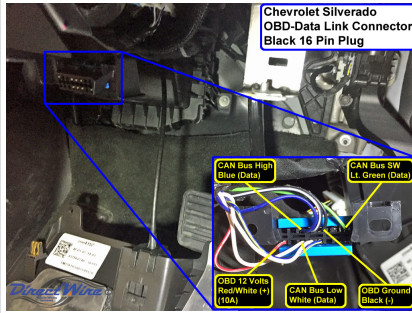
There are no notes for this wire.

Wiring Photo and Notes: CAN Bus Low

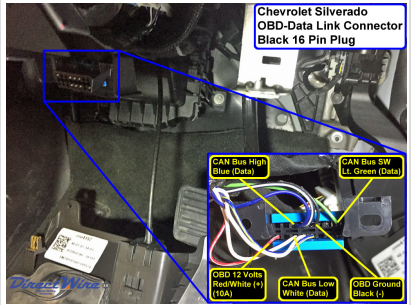


There are no notes for this wire.

Wiring Photo and Notes: CAN Bus Low

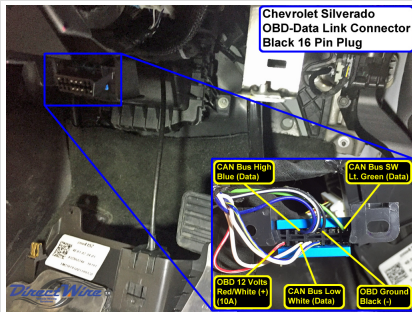


Wiring Photo and Notes: CAN Bus SW



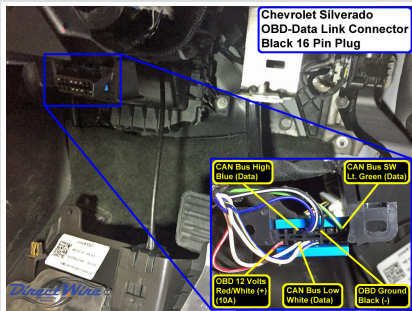
There are no notes for this wire.

Wiring Photo and Notes: OBD 12 Volts




There are no notes for this wire.

Wiring Photo and Notes: OBD Ground




There are no notes for this wire.

Wiring Photo and Notes: IMMO Data

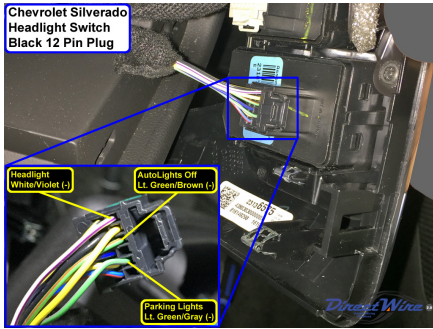


There are no notes for this wire.

Wiring Photo and Notes: IMMO Data

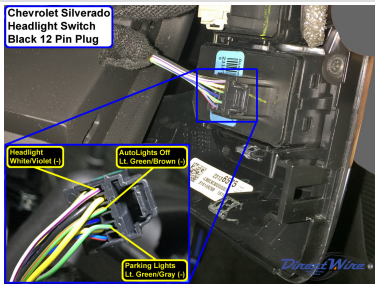


Wiring Photo and Notes: Parking Lights -



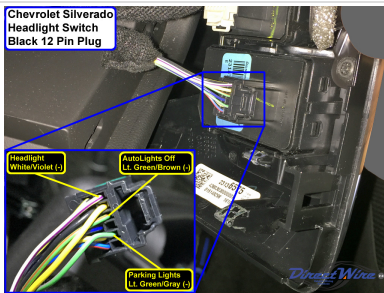
There are no notes for this wire.

Wiring Photo and Notes: Headlight



There are no notes for this wire.

Wiring Photo and Notes: AutoLights



There are no notes for this wire.

Wiring Photo and Notes: Tachometer

On 6.0L models, the fuel injectors 1, 3, 5, or 7 are green/yellow, brown/purple, brown/green, brown/purple at any fuel injector, gray 2 pin plug, pin B. On 6.6L diesel models, use yellow/purple or blue/white at the camshaft position sensor, gray 3 pin plug, pin 1.

Wiring Photo and Notes: Tachometer



Wiring Photo and Notes: Clutch Pedal




see Tech Doc 10001

Wiring Photo and Notes: Fuel Pump



On dual fuel pump models, fuel pump 2 is gray (+) at the underhood fuse box, white 58 pin plug, pin L7. On CNG models, it is gray (+) at the underhood fuse box, gray 58 pin plug, pin B5.

Wiring Photo and Notes: Left Front Speaker (+/-)



On models with amplifier, the speaker wires are blue - brown/blue at the amplifier behind rear seats, black 8 pin plug, pins 3 - 7. The tweeter wires are yellow/blue - yellow/gray at the amplifier, black 16 pin plug, pins 5 - 13 (premium audio).

Wiring Photo and Notes: Left Front Speaker (+/-)



Wiring Photo and Notes: Right Front Speaker (+/-)



On models with amplifier, the speaker wires are yellow - yellow/black at the amplifier behind rear seats, black 8 pin plug, pins 2 - 6. The tweeter wires are brown/green - purple/brown at the amplifier, black 16 pin plug, pins 4 - 12 (premium audio).

Wiring Photo and Notes: Left Rear Speaker (+/-)



On models with amplifier, the speaker wires are green - green/black at the amplifier behind rear seats, black 16 pin plug, pins 7 - 15.

Wiring Photo and Notes: Right Rear Speaker (+/-)



On models with amplifier, the speaker wires are white - blue/black at

Wiring Photo and Notes: Right Rear Speaker (+/-)



the amplifier behind rear seats, black 16 pin plug, pins 6 - 14.

© 2018 Directed. All rights reserved.

DirectWire and its vehicle information are for the sole use of authorized Directed personnel and it's participating dealers and distributors. The information contained on these pages may contain confidential and privileged information. Any unauthorized review, use, disclosure or distribution is prohibited.